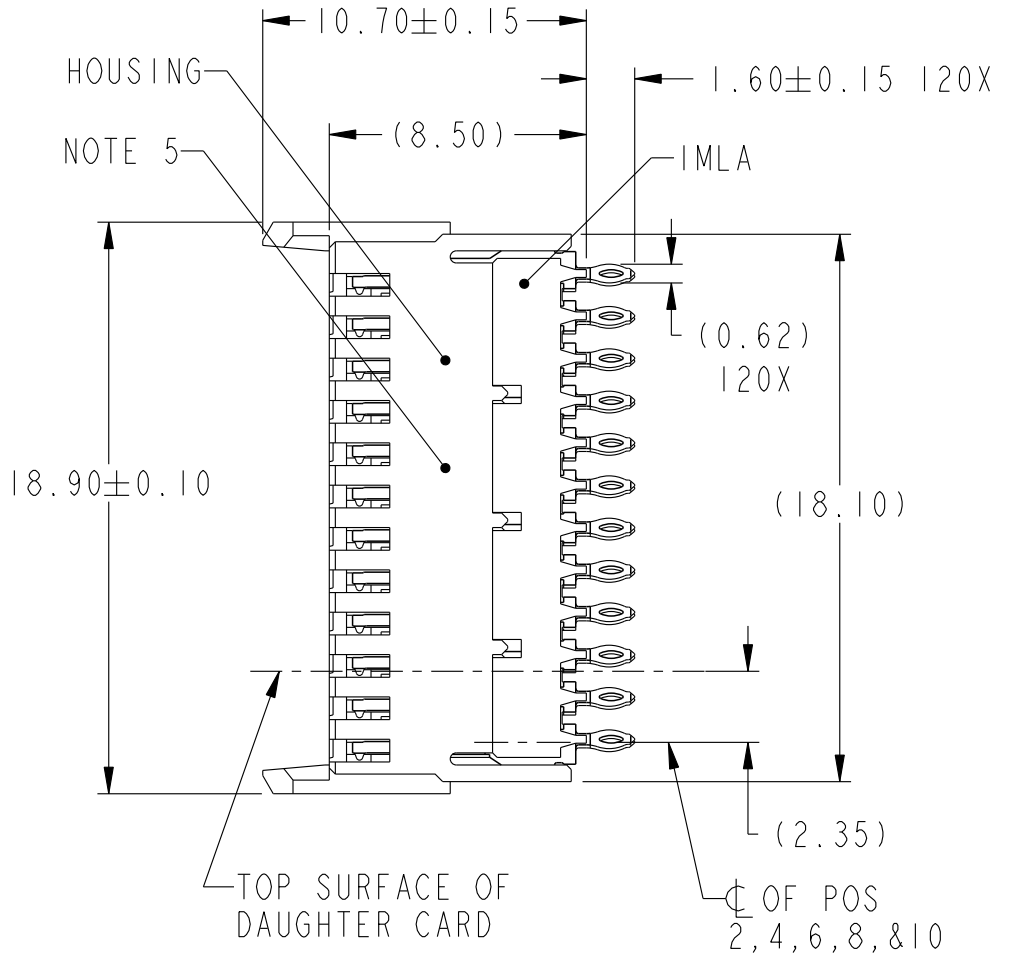
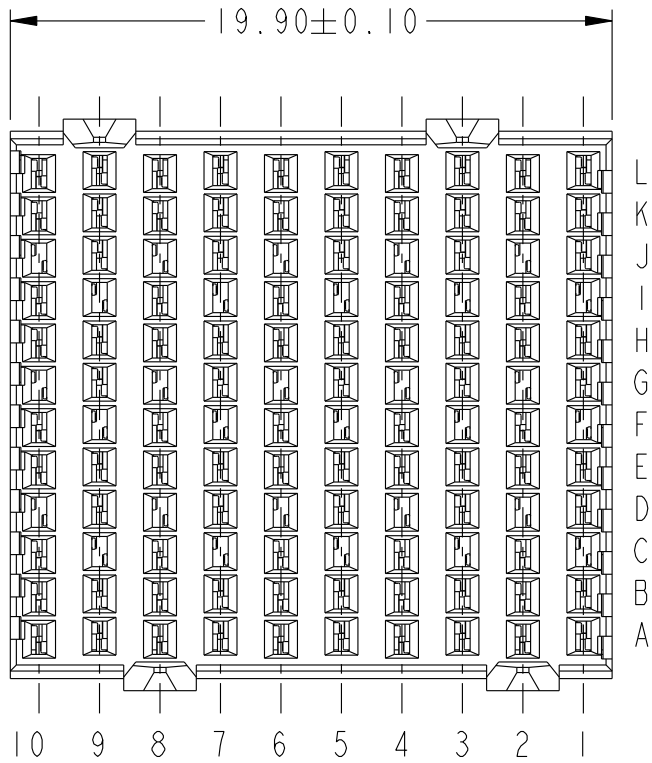




Copyright FCI.

PRODUCT NUMBER
SEE TABLE, SHEET 4



rev	ecn no	dr	date
A	S07-0103	LS	2007-04-05
-	-	-	-
-	-	-	-
-	-	-	-
-	-	-	-
-	-	-	-

www.fciconnect.com		surface - ASME Y14.5	tolerance std - ASME Y14.5	projection	MM
		TOLERANCES UNLESS OTHERWISE SPECIFIED			Scale 4:1
Dr	T. HOUTZ	2005-06-30	ANGULAR	size A4	***
Eng	C. SHELLY	2005-06-30	LINEAR	ECN	***
Chr	C. H TAN	2007-04-05	0° ±°	Product family AirMax VS	Spec ref
Appr	JOEY NG	2007-04-05			
		AirMax VS VERT RECPT ASSY		dwg no 10028264	Rev. A
		PRESS-FIT, 120 POSITION, 20mm		CUSTOMER	sheet 1 of 4
		catalog no -			

REV F - 2006-04-17

1

2

3

4

A

B

C

D

A

B

C

D

2.00 TYP

ANTIPAD WIDTH =
2.0 - (TRACE + SPACE + TRACE)
TYP

3.200
TYP

1.40 TYP

0.10 TYP

SEE NOTE 9
⊕ 0.10
ALL HOLES

DETAIL A
SCALE 4:1

(1.80)

(18.90)

(2.35)
⊕ OF POS
2, 4, 6, 8, & 10

DIM B

DIM A

(19.90)

NOMINAL OUTLINE
OF CONNECTOR

TOP SURFACE OF
DAUGHTER CARD

(2.25)
⊕ OF POS
1, 3, 5, 7, & 9

DETAIL A

RECOMMENDED PCB LAYOUT
FOR DIFFERENTIAL APPLICATIONS,
COMPONENT SIDE
(TWO ADJACENT FOOTPRINTS SHOWN)
NOTES 6 & 7

ADJACENT HEADER WIDTHS	DIM A	DIM B
20MM/20MM	2.00	20.00
20MM/22MM	3.00	21.00
22MM/22MM	4.00	22.00



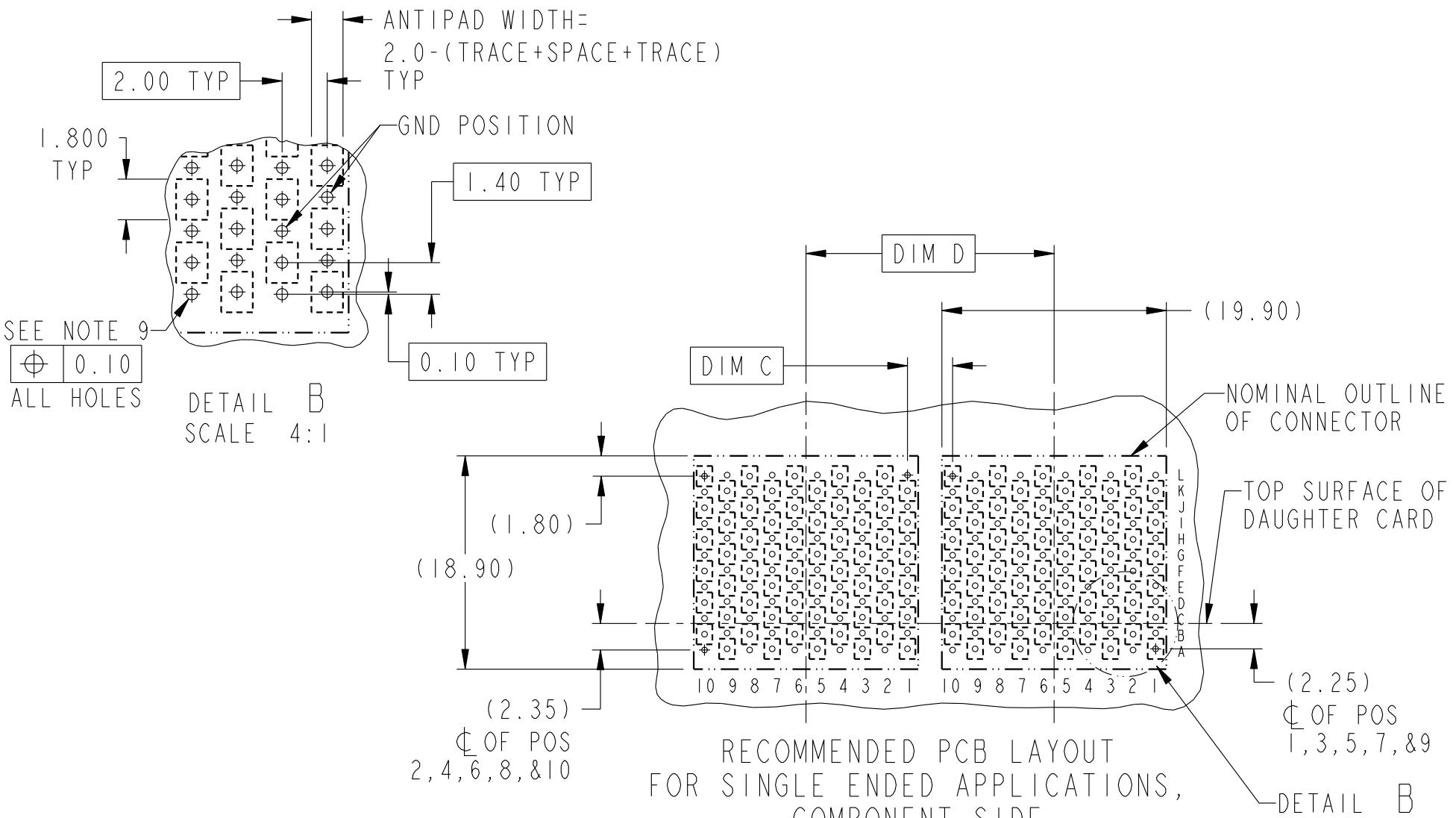
title AirMax VS VERT RECPT ASSY
PRESS-FIT, 120 POSITION, 20mm
catalog no -

dwg no 10028264
Rev. A
CUSTOMER sheet 2 of 4





Copyright FCI.



RECOMMENDED PCB LAYOUT
FOR SINGLE ENDED APPLICATIONS,
COMPONENT SIDE
(TWO ADJACENT FOOTPRINTS SHOWN)
NOTES 6 & 7

ADJACENT HEADER WIDTHS	DIM C	DIM D
20MM/20MM	2.00	20.00
20MM/22MM	3.00	21.00
22MM/22MM	4.00	22.00



title AirMax VS VERT RECPT ASSY PRESS-FIT, 120 POSITION, 20mm catalog no	dwg no 10028264	Rev. A

REV F - 2006-04-17

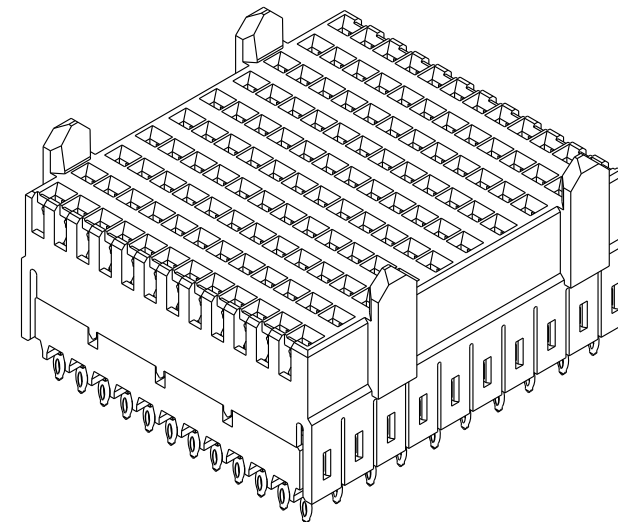
1

2

3

4

PART NUMBER	PRESS-FIT TAIL PLATING TYPE
10028264-101	TIN/LEAD ALLOY OVER NICKEL
10028264-101LF	TIN OVER NICKEL (LEAD FREE)



NOTES:

1. CONNECTOR MATERIALS:
 HOUSING: HIGH TEMP THERMOPLASTIC, NATURAL, UL94V-0
 IMLA PLASTIC: HIGH TEMP THERMOPLASTIC, BLACK, UL94V-0
 CONTACT: COPPER ALLOY

2. CONTACT PLATING:
 SEPARABLE INTERFACE:
 PERFORMANCE-BASED PLATING, QUALIFIED TO MEET THE REQUIREMENTS OF FCI PRODUCT SPECIFICATION GS-12-239, INCLUDING TELCORDIA GR-1217-CORE (NOVEMBER 1995) CENTRAL OFFICE.
 PRESS-FIT TAILS: SEE TABLE

3. PRODUCT SPECIFICATION: GS-12-239

4. APPLICATION SPECIFICATION: GS-20-035

5. PRODUCT MARKING, (PART NUMBER & LOT CODE), ON THIS SURFACE

6. REFER TO CUSTOMER DRAWING 10035911 FOR INFORMATION REGARDING PCB LAYOUT OF POWER AND GUIDE MODULES RELATIVE TO SIGNAL MODULES

7. POSITION F OF ODD NUMBERED COLUMNS AND POSITION G OF EVEN NUMBERED COLUMNS CORRESPOND TO EARLY MATE HEADER PINS

8. THERE IS NO GROUND BUSSING WITHIN THE CONNECTOR SYSTEM

9. SEE CUSTOMER DRAWING 10045979 FOR INFORMATION ON PCB HOLE DIAMETER AND PLATING OPTIONS

10. THIS PRODUCT MEETS EUROPEAN UNION DIRECTIVES AND OTHER COUNTRY REGULATIONS AS DESCRIBED IN GS-22-008

11. THE HOUSING WILL WITHSTAND EXPOSURE TO 260°C PEAK TEMPERATURE FOR 40 SECONDS IN A CONVECTION, INFRA-RED OR VAPOR PHASE REFLOW OVEN

12. PACKAGING MEETS GS-14-920 LEAD FREE LABELING SPECIFICATION

A

B

C

D

A

B

C

D

Copyright FCI.

2

FCI	TITLE	AirMax VS VERT RECPT ASSY	dwg no	10028264	Rev.	A
		PRESS-FIT, 120 POSITION, 20mm				
	CATALOG NO	-	CUSTOMER		sheet 4 of 4	